















SCT-199 - NINETEEN WATER HEATERS, DIRECT PLUMBING WITH NO RECIRCULATION

WARNING: THIS DRAWING SHOWS SUGGESTED PIPING CONFIGURATION AND OTHER DEVICES; CHECK WITH LOCAL CODES AND ORDINANCES FOR ADDITIONAL REQUIREMENTS.

DRAWING SHOWS INDOOR UNITS. OUTDOOR UNITS ARE PIPED IN THE SAME MANNER.

LEGEND

	TEMPERATURE & PRESSURE RELIEF VALVE		BALL VALVE		COLD
	PRESSURE RELIEF VALVE		TEMPERATURE GAUGE		HOT
	CIRCULATING PUMP		CHECK VALVE		BUILDING RETURN
	TEMPERATURE CONTROL PROBE		WATER FLOW SWITCH		GAS
	DRAIN				



NOTES:

1. Installation of a device to minimize scale deposits, such as the Product Preservers®, water softener, etc. should be considered. Refer to the heater's installation manual for additional information and/or consult with a local water quality expert.
2. Gas supply line shall be sized per the heater's installation manual and the current edition of ANSI Z223.1/NFPA 54.