

HEAVY-DUTY COMMERCIAL GAS TANKLESS MODELS



**GTS-710-NIE
GTS-710-PIE
GTS-710-NIEA
GTS-710-PIEA**



ANSI Z21.10.3 CSA 4.3

FEATURES

Fully modulating, gas-fired, tankless water heaters specifically designed for heavy-duty commercial applications. Can be installed either outdoors, indoors, or direct vented. Capable of supplying domestic hot water systems and/or combined domestic and heating applications (local codes dictate proper compliance). Multiple units can be combined in a system of water heaters to provide for larger applications such as hotels, large restaurants and apartment complexes.

Primary Heat Exchanger is Constructed of HRS35 Commercial-Grade Copper

- Stronger than standard copper and more resilient against erosion

Continuous Maximum Flow Rates up to 9.0 GPM

Easy-Link up to 20 Units

- No multiple unit controller needed

Combined Indoor/Outdoor Models

Available in Natural Gas or Propane (LP)

ASME Models Available

Low NOx Emissions

Complies with Lead Plumbing Law

SAFETY FEATURES

- Built in Freeze Protection
- Manual Reset Hi Limit (Set at 194°F)
- Overheat Cutoff Fuse
- Inlet, Outlet & Mixing Thermistors for Constant Temperature Monitoring
- Air Fuel Ratio Rod
- GFI, Fuse & Surge Absorber
- Power Supply Connection

Venting and Combustion

- 4" Category III Stainless Steel
- Vertical or Horizontal Installation
- 50' Max Length, 5 elbows max (90° elbows = 5' equivalent length)
- Power Vent
- Electronic Ignition - No Pilot Light
- 4" Combustion Air Intake (with optional kit)

Optional Accessories

- Multi-Unit Controller (Multi-Unit System)
- Remote Temperature Controller
- Direct Vent Conversion Kit
- Pipe Cover
- Vent Cap
- Backflow Preventor

Warranty

- 5-year limited warranty on heat exchanger in commercial applications
- 5-year warranty on all parts

For more information on Tankless Condensing Units, contact:

State Water Heaters
500 Tennessee Waltz Parkway
Ashland City, TN 37015
1-877-737-2840 Toll-free USA
www.statewaterheaters.com

SOLID.STATE.



HEAVY-DUTY COMMERCIAL GAS TANKLESS

MODEL NUMBER	FUEL TYPE	GAS CONSUMPTION INPUT		THERMAL EFFICIENCY	INLET GAS PRESSURE		GPM**	DIMENSIONS (INCHES)			VOLT	AMP	FLUE***	INTAKE (OPTIONAL)	HOT/COLD GAS CONN.	APPROX. SHIPPING WEIGHT (LBS)
		MIN. BTU/H	MAX. BTU/H		MIN. W.C.	MAX. W.C.		HEIGHT	WIDTH	DEPTH						
GTS-710-NIE	Natural	24,000	240,000	82%	5.0	10.5	0.5 - 9.0	23-3/5	18-1/2	8-9/10	120	0.94	4" O.D.	4" O.D.	3/4" NPT	66
GTS-710-PIE	Propane	24,000	240,000	84%	8.0	14.0	0.5 - 9.0	23-3/5	18-1/2	8-9/10	120	0.94	4" O.D.	4" O.D.	3/4" NPT	66
GTS-710-NIEA*	Natural	24,000	240,000	82%	5.0	10.5	0.5 - 9.0	23-3/5	18-1/2	8-9/10	120	0.94	4" O.D.	4" O.D.	3/4" NPT	66
GTS-710-PIEA*	Propane	24,000	240,000	84%	8.0	14.0	0.5 - 9.0	23-3/5	18-1/2	8-9/10	120	0.94	4" O.D.	4" O.D.	3/4" NPT	66

All dimensions in inches.

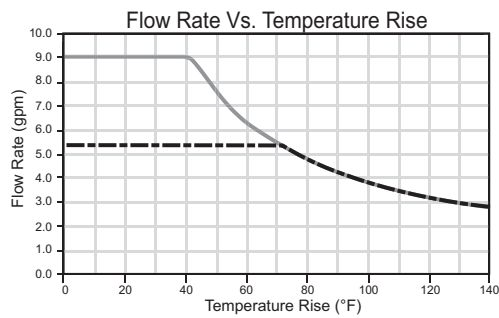
15-150 psi water pressure. 40 psi or above recommended for maximum flow.

*ASME models

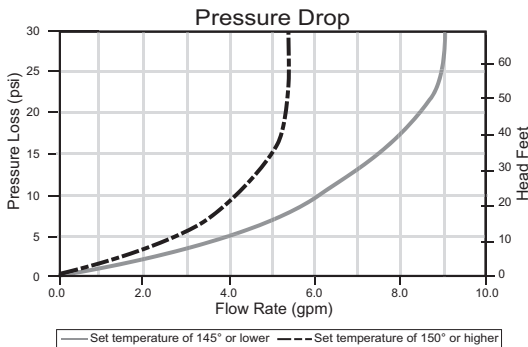
**Current numbers based on factory testing, 0.4 GPM required for continuous fire after initial ignition.

***Category III required

Pressure only relief valve requires (Min. 240,000 BTUs. 150 PSI). Min 40 PSI or above recommended for maximum flow.

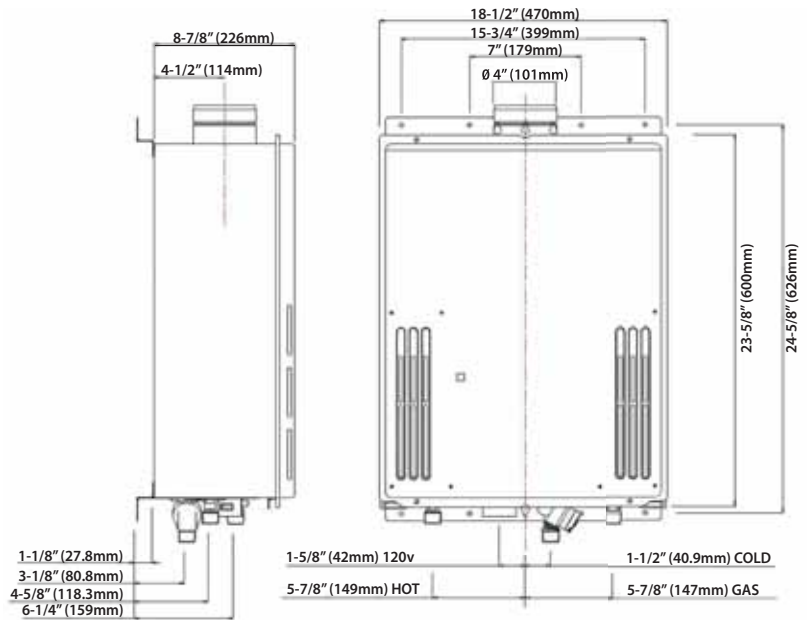


Above shown rate is based on single unit only



CLEARANCES:

INDOOR: Top 12", Bottom 12", Front 24", Back 1", Sides 2"
OUTDOOR: Top 36", Bottom 12", Front 24", Back 1", Sides 2"



Specification

Water heater(s) shall be Model _____ as manufactured by State Water Heaters. The water heater(s) shall be a copper coil integral fin and tube construction with quick release brass or bronze waterways. Heater(s) will be factory assembled and tested. The heater shall be vented with 4" Stainless steel Category III vent pipe a distance not to exceed 50' (equivalent) feet terminating vertically or horizontally as prescribed. Intake air with optional direct vent kit may be of such material as PVC not to exceed a total of 50' (equivalent). The heater(s) shall be controlled by on board solid state printed circuit board monitoring incoming and outgoing temperatures with factory-installed thermistors, sensing and controlling flow rate to set point temperature with control both air and gas mixture inputs to maintain thermal combustion efficiency. Unit also consists of ground fault interrupter, inline fusing, spark ignition and sensor system, aluminized stainless steel burners, air-fuel ratio rod, Hi limit switch, modulating and proportional gas valves, freeze protection sensor and heating block and overhead cutoff fuses. The water heater(s) shall be CSA listed, exceeds the energy efficiency requirements of ASHRAE 90.1b-1992 and complies with SCAQMD Rule 1146.2 and other Air Quality Management Districts with similar requirements for low NOx emissions.

For complete information on limited warranties, consult written warranty or contact technical support at 1-877-737-2840.

State Industries, Inc., reserves the right to make product changes or improvements without prior notice.

For more information on Tankless Heavy-Duty Commercial Units, contact:

State Water Heaters
 500 Tennessee Waltz Parkway
 Ashland City, TN 37015
 1-877-737-2840 Toll-free USA
 www.statewaterheaters.com

SOLID.STATE.

