

# TANKLESS RESIDENTIAL GAS MODELS



**GTS-310-NI  
GTS-310-PI**



**GTS-310-NE  
GTS-310-PE**



**ANSI Z21.10.3  
CSA 4.3**

Fully modulating, gas fired, tankless water heater with sealed combustion (optional) and power vented flue. Indoor and outdoor models available for residential applications. Capable of supplying hot water for domestic hot water systems (directly or indirectly) using water storage tanks, recirculation systems, hydronic heating systems, radiant floor heating systems, and/or combined domestic and heating applications.

## FEATURES

**Continuous Maximum Flow Rates up to 8.0 GPM**

**ENERGY STAR® Qualified**

**Indoor and Outdoor Models Available**

**Available in Natural Gas or Propane (LP)**

**Low NOx Emissions**

**Complies with Lead Plumbing Law**

**Outdoor Models include Remote Control as a standard feature**

**Indoor Models include both Remote Control and Power Cord as standard features**

## SAFETY FEATURES

- Built in Freeze Protection
- Manual Reset Hi Limit (Set at 194°F)
- Overheat Cutoff Fuse
- Inlet and Outlet Thermistors for Constant Temperature Monitoring
- Air Fuel Ratio Rod
- GFI Power Supply Connection
- Flame Sensor

## Venting and Combustion

- 4" Category III Stainless Steel
- Vertical or Horizontal Installation
- 50' Max Length, 5 elbows max (90° elbows = 5' equivalent length)
- Power Vent
- Electronic Ignition - No Pilot Light
- 3" Combustion Air Intake (with optional kit)

## Optional Accessories

- Direct Vent Conversion Kit (indoor)
- Complete Line of Stainless Steel Venting
- Recess Box (outdoor)
- Pipe Cover
- Isolation Valve Kits
- Backflow Preventor
- Concentric Termination Kits

## Warranty

- 12-year limited warranty on heat exchanger in residential applications
- 5-year limited warranty on all parts

For more information on Residential Gas Tankless units, contact:

State Water Heaters  
500 Tennessee Waltz Parkway  
Ashland City, TN 37015  
1-877-737-2840 Toll-free USA  
www.statewaterheaters.com

**SOLID.STATE.**



## TANKLESS RESIDENTIAL GAS MODELS

MODEL NUMBER	FUEL TYPE	GAS CONSUMPTION INPUT		ENERGY FACTOR	INLET GAS PRESSURE			DIMENSIONS (INCHES)			VOLT	AMP	FLUE**	INTAKE (OPTIONAL)	HOT/COLD GAS CONN.	APPROX. SHIPPING WEIGHT (LBS)
		MIN. BTU/H	MAX. BTU/H		MIN. W.C.	MAX. W.C.	MAX GPM*	HEIGHT	WIDTH	DEPTH						
GTS-310-NI	Natural	11,000	190,000	0.82	5.0	10.5	8.0	20-1/2	13-4/5	8-1/2	120	0.77	4" O.D.	3" O.D.	3/4" NPT	43
GTS-310-PI	Propane	11,000	190,000	0.82	8.0	14.0	8.0	20-1/2	13-4/5	8-1/2	120	0.77	4" O.D.	3" O.D.	3/4" NPT	43
GTS-310-NE	Natural	11,000	190,000	0.82	5.0	10.5	8.0	20-1/2	13-4/5	8-1/2	120	0.77	N/A	N/A	3/4" NPT	43
GTS-310-PE	Propane	11,000	190,000	0.83	8.0	14.0	8.0	20-1/2	13-4/5	8-1/2	120	0.77	N/A	N/A	3/4" NPT	43

All dimensions in inches.

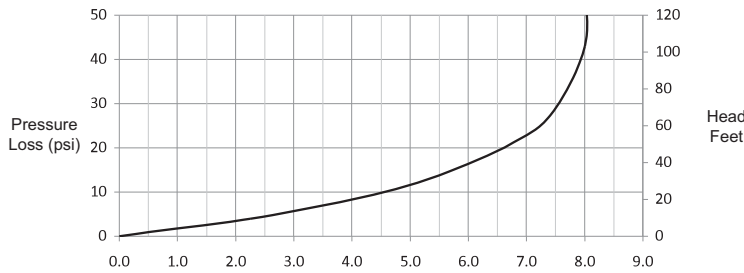
15-150 psi water pressure. 40 psi or above recommended for maximum flow.

\*Current numbers based on factory testing, 0.4 GPM required for continuous fire after initial ignition.

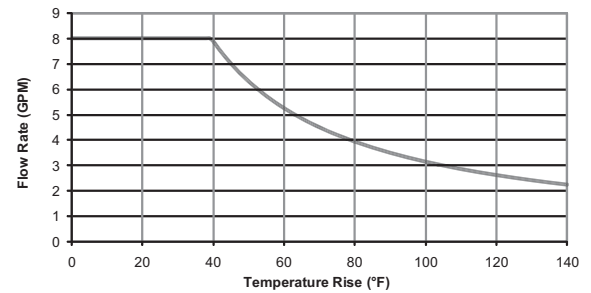
\*\*Category III required

Pressure only relief valve requires (min. 200,000 BTUs. 150 PSI). Min 40 PSI or above recommended for maximum flow.

310 Indoor/Outdoor Pressure Loss

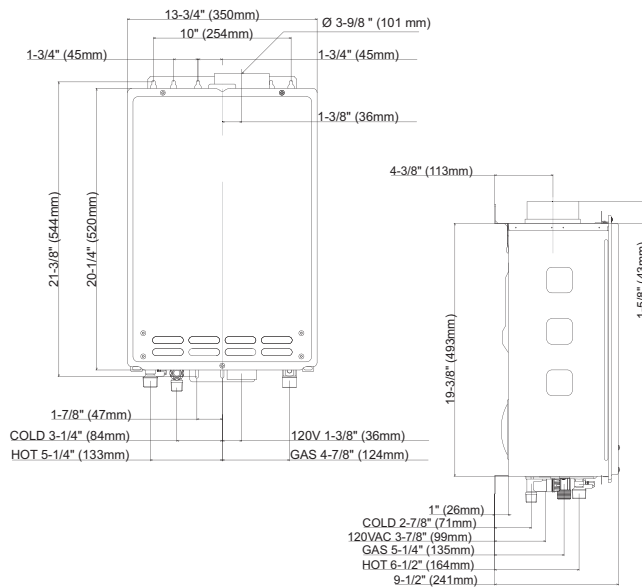


Comparison of Flow Rates vs. Temperature Rise



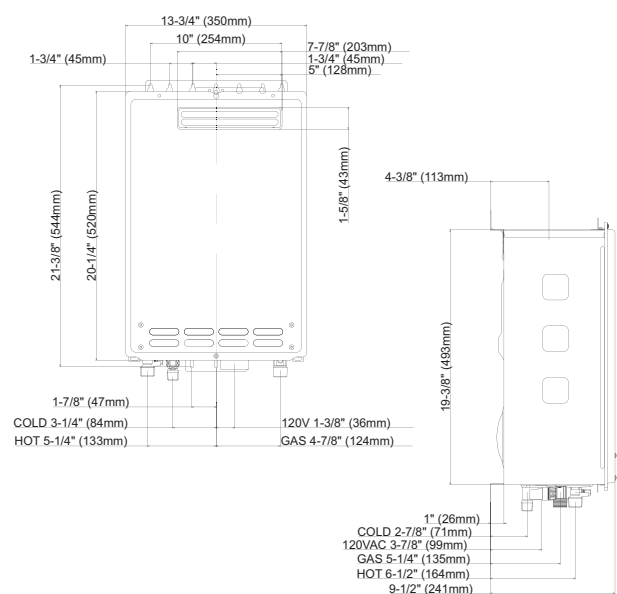
### 310 INDOOR DIMENSIONS

**CLEARANCES:** Top 12", Bottom 12", Front 24", Back 1", Sides 2"



### 310 OUTDOOR DIMENSIONS

**CLEARANCES:** Top 36", Bottom 12", Front 24", Back 1", Sides 2"



For complete information on limited warranties, consult written warranty or contact technical support at 1-877-737-2840.

State Industries, Inc., reserves the right to make product changes or improvements without prior notice.

For more information on Residential Gas Tankless units, contact:

State Water Heaters  
500 Tennessee Waltz Parkway  
Ashland City, TN 37015  
1-877-737-2840 Toll-free USA  
www.statewaterheaters.com

**SOLID.STATE.**

